

Maharashtra Rural Water Supply and Sanitation Program (PforR)

Presentation During NRDWP Review – Sept 2016

Raghava Neti,

Task Team Leader, World Bank
Water Global Practice
New Delhi, September 2016



WORLD BANK GROUP

Water

Outline



1. What is PforR
2. How it compares with other Financing Instruments
3. Benefits to clients
4. How it is designed
5. Maharashtra PforR
6. Status
7. Questions

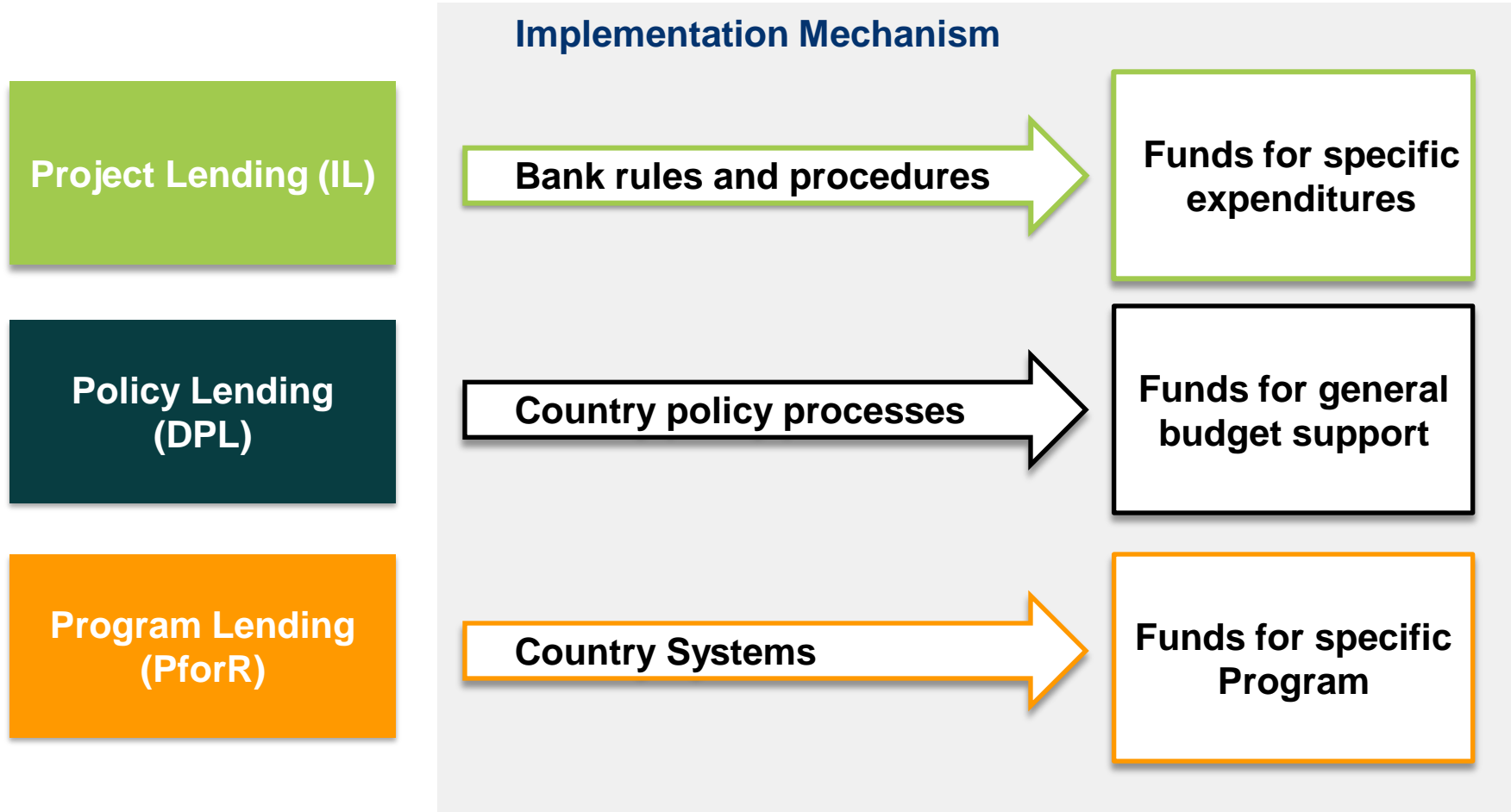


What is PforR

- **PforR** - Program for Results
- In the traditional projects, a **Project** activity is implemented / **Expenditure** is made / funds **reimbursed**
 - e.g., 3 km pipe laid → 2 Cr claimed by client → Bank pays eligible expenses

- In PforR – a **Program** is implemented / **Results** are achieved / achievements are **rewarded**
 - e.g., Agreed Results Indicators achieved → Results verified → Allocated funds disbursed

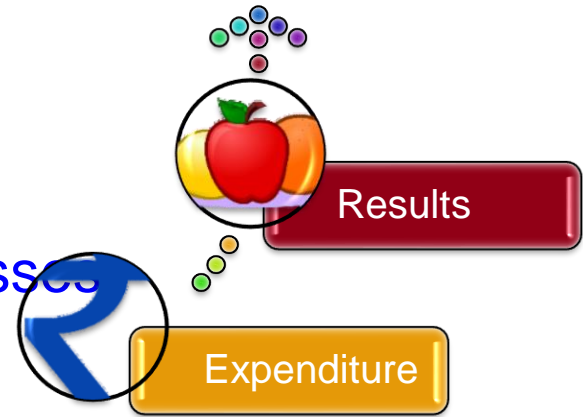
How PforR compares with other instruments



Benefits to Clients

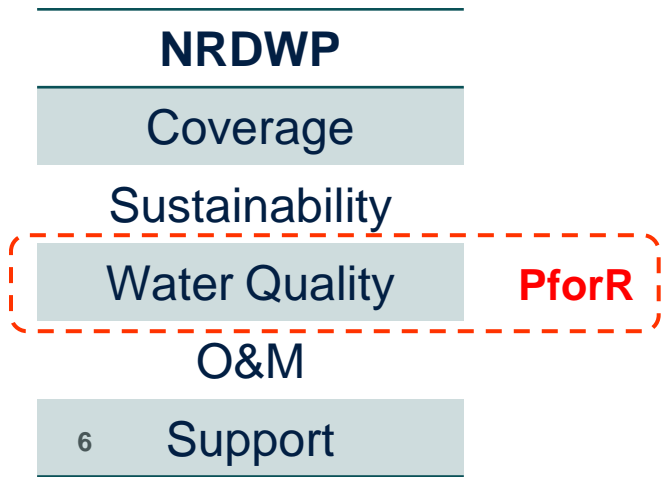
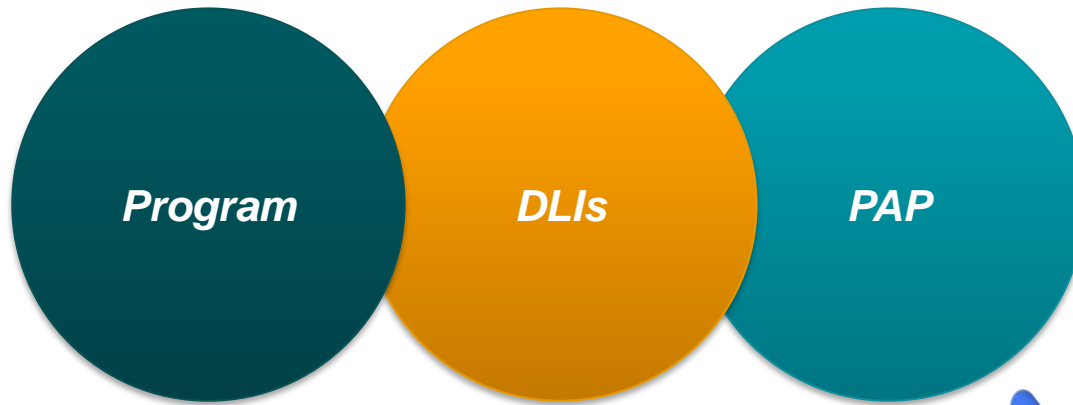


- Results focus → Bank and Client dialogue shift
 - “More intellectual debate possible”
 - Follows client’s systems
 - Strengthens client Institutions / processes
 - No – No Objections from Bank”
 - Focuses on Whole Program / sub-program
 - “Sector-wide Impact likely”
 - Funds are untied to activities, and go to client’s budget
 - “Flexibility of funds usage within the defined Program boundaries”
 - Can claim advance up to 25% of total funding



How it is designed

- Three primary aspects have to be defined



Disbursement Linked Indicators (DLIs)

- PforR operations would include a set of “disbursement-linked indicators” (DLIs) - the basis for disbursements
- Indicators are driven by outputs, outcomes, intermediate outputs, process/performance indicators

- DLIs should be indicators that are:

- ✓ tangible,
- ✓ transparent,
- ✓ verifiable, and
- ✓ under government control

Result Category	Example
Outputs	Km of pipe laid
Performance Actions	Capacity Building Undertaken
Outcomes achieved	ODF status maintained

- Must be a minimum key indicators (about 3 - 5)
- If DLIs are partially met, then there will be partial disbursements



Program Action Plan (PAP)

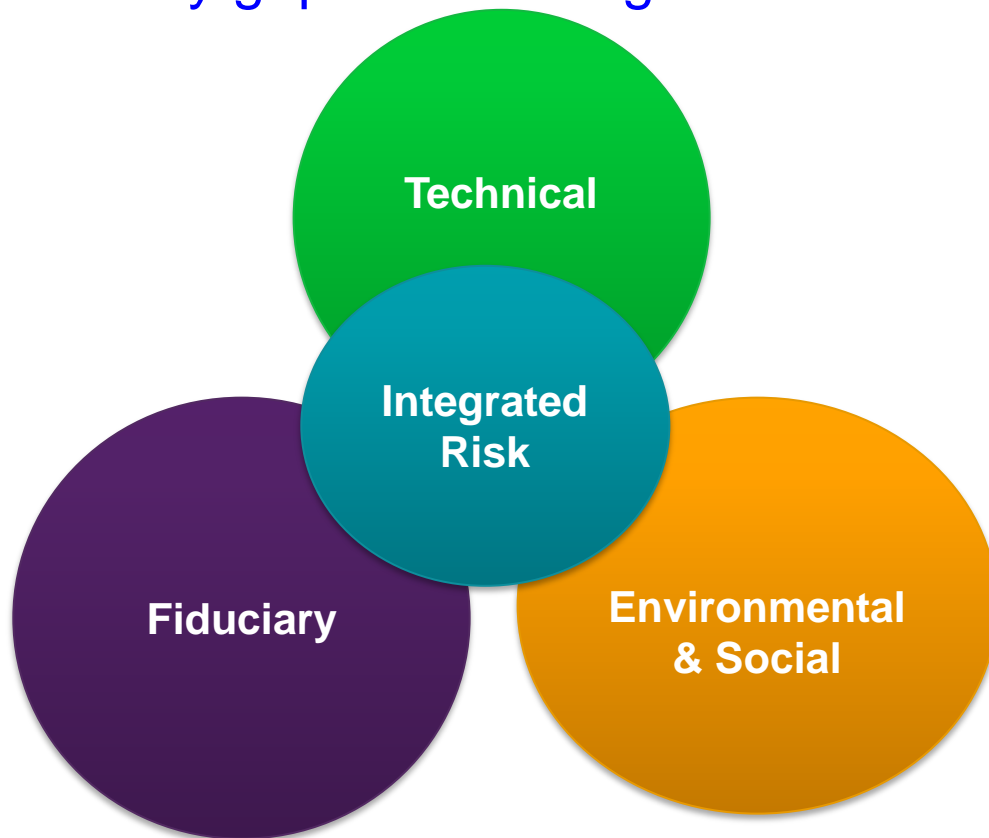


- PAP - Set of Key Actions beyond DLIs to make the program a success
- For example
 - ✓ Grievance redressal system established
 - ✓ Strategic Action plan prepared
 - ✓ HR Policy approved

Assessments

Bank conducts four types of assessments

- to identify gaps and strengthen them



What is not financed?

- PforR will not support investments (within programs) with:
 - Potentially significant, irreversible impact on the environment and affected people
 - typically Category A
 - Investments requiring high value and/or complex procurement packages
 - per contract: works >\$50m, Goods > \$30m, consultancies > \$15m

Maharashtra RWSS PforR

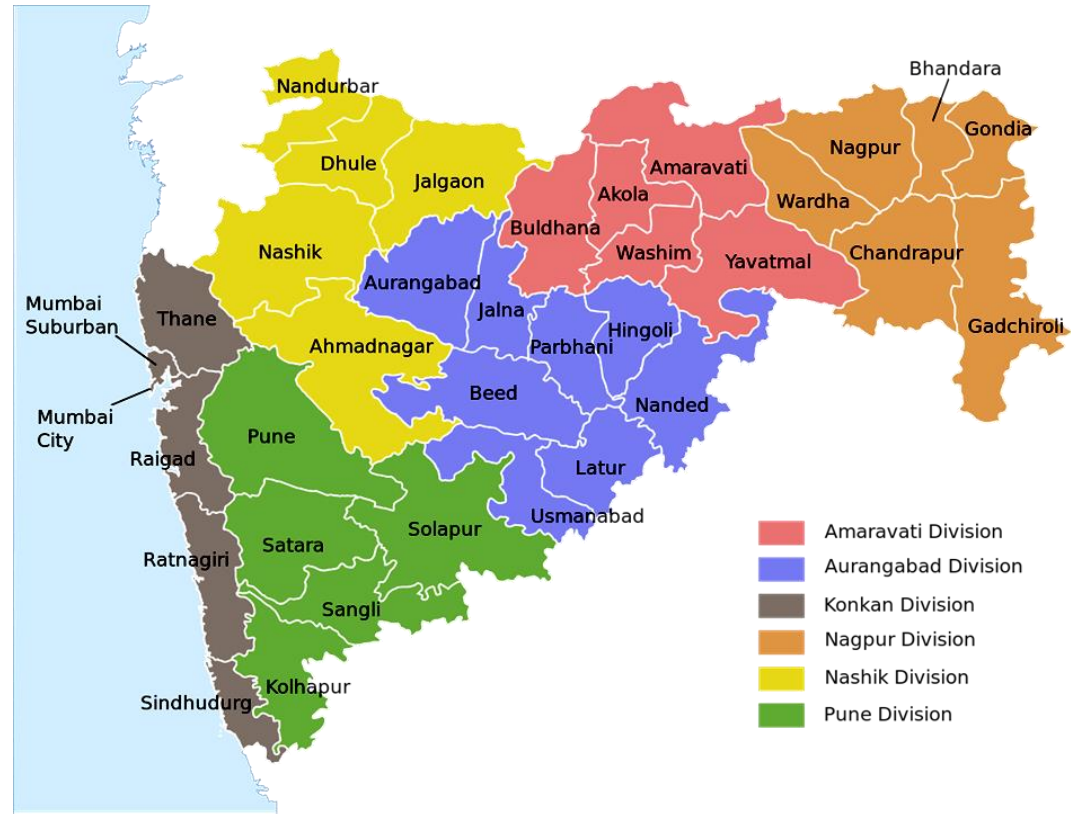
Maharashtra - Context

- Population - **112.4** million
 - rural – 55%

- Pop'n - **2nd** largest
- Area – **3rd** largest
 - 307,731 sq. km

- **35** districts,
- **27,952** GPs
- **100,712** habs

- Better performing States on indicators of
 - education,
 - infant mortality
 - HDI



Why Maharashtra



- GoM & WB - 2 decades of partnership in RWSS sector
- Jalswarajya-1, strengthened this partnership
 - Decentralization and community participation
 - Delivered works at relatively low cost (Rs.1043/capita vs. Rs. 2200 in state) (in 2009)
 - Achieved good results (6.7 m pop benefited, with 60% ODF, Women empowerment, SHG involvement)
 - Demonstrated new models – aquifer management
- Maharashtra is leading in the sector
 - Has Vision for the sector
 - Reform oriented
 - Has matured decentralized administration
 - well entrenched community orientation.
- DEA, WSSD and Bank felt that PforR is a right fit
- PforR aimed to demonstrate new models for effective service delivery



1st PforR in India

Maharashtra's PforR



Program

- GoM's objective:

- significantly expand the frontiers of RWSS sector
- increasing house connection coverage, improved service levels
- ensuring 100 percent access to safe water and basic sanitation
- Service improvement in peri-urban and water quality affected and water stressed areas.

- **Govt Program:**

- GoM's RWSS program's time horizon is 10 years (2012-22),
- Total estimated resource size of US\$3.55 billion



- **Bank's Program:** Covers six-year period (2014-20) focusing on two primary categories of activities:



- Implementation : 6 years : 2014 - 2020
- Objective
 - to improve the performance of Maharashtra's sector institutions in *planning, implementation and monitoring* of its RWSS Program
 - to improve access to quality and sustainable services in peri-urban villages, and in water-stressed and water quality-affected areas'

Maharashtra's PforR



DLI		\$M	%
1	Strengthened M&E across sector	34	21%
2	Strengthened capacity of key sector institutions	36	22%
3	House connections to a Peri-urban Scheme	40	24%
4	House connection to peri-urban scheme, receiving a regular water service	25	15%
5	WQ, WS schemes, providing service	30	18%
Total		165	100%

43% for Softer Activities

57% for Investment Activities

Status

Status



- 2-1/2 years completed
- Disbursed funds against some DLIs (#2)
 - Year-2 results achieved, being verified
- Investment DLIs are delayed (#3, #5), trying to catch up
- Pioneering efforts being made in the sector in India
 - Sector-wide M&E will focus on outcomes
 - MIT helping to improve Annual Planning Framework
 - Technically superior effort being made by GSDA on Aquifer Management
 - Dynamic Ground water modeling being attempted
 - MJP – developing new models for peri-urban areas, using new technologies

THANK YOU



WORLD BANK GROUP
Water

www.worldbank.org/water | www.blogs.worldbank.org/water |  [@WorldBankWater](https://twitter.com/WorldBankWater)